

When I Play,



I Learn!



LEARNING IS EVERYWHERE

www.papromiseforchildren.com

For your infant or toddler

When I Play, I Learn!

Learning is Everywhere

What I Feel

- ◆ Encourage me to touch different fabrics.
- ◆ How do the fabrics feel? Do all the fabrics feel the same?
- ◆ How many different words can we use to describe the way each fabric feels?

Bumpy	Fuzzy	Itchy	Smooth
Scratchy	Bumpy	Tickly	Soft

What I See

- ◆ Show me different fabrics.
- ◆ Which one is a circle? Which one is a square? Can I find blue, red or yellow?
- ◆ How many words can we use to describe the size, colors, & shapes of the fabrics?

Little	Teeny-tiny	Wide	Shiny
Colorful	Small	Square	Straight
Big	Circle	Gigantic	Huge

What I Do

- ◆ Hide an item under the fabric. Where did it go?
- ◆ Hold the fabric up to my face. Where is the baby? Make a funny face when you lower the fabric and surprise me. Peek-a-boo!
- ◆ How many words can we use to describe the location?

Above	On	Across	Left
Before	Behind	Cover	Around
Right	Under	Below	After

Learning is Everywhere!

www.papromiseforchildren.com

Every child is Pennsylvania's future



Help children reach their promise through quality early education

www.papromiseforchildren.com

LEARNING IS

everywhere

ACTIVITIES TO DO WITH YOUR YOUNG CHILD

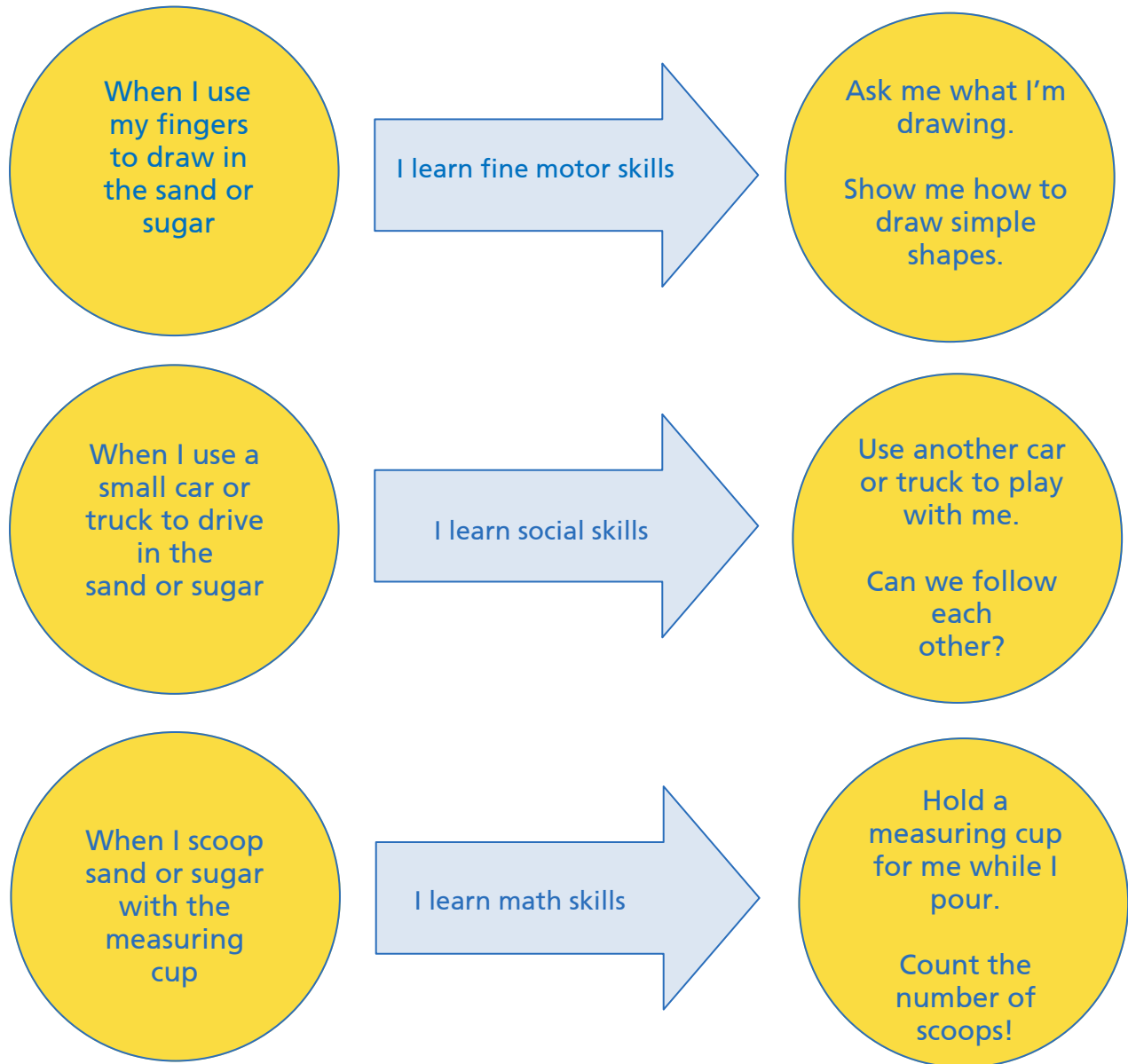
For your infant or toddler

When I Play, I Learn!

Playing with every day items can help your child learn.

Use: Pie pan, cookie sheet, or bowl with sand or sugar.

Measuring cups.

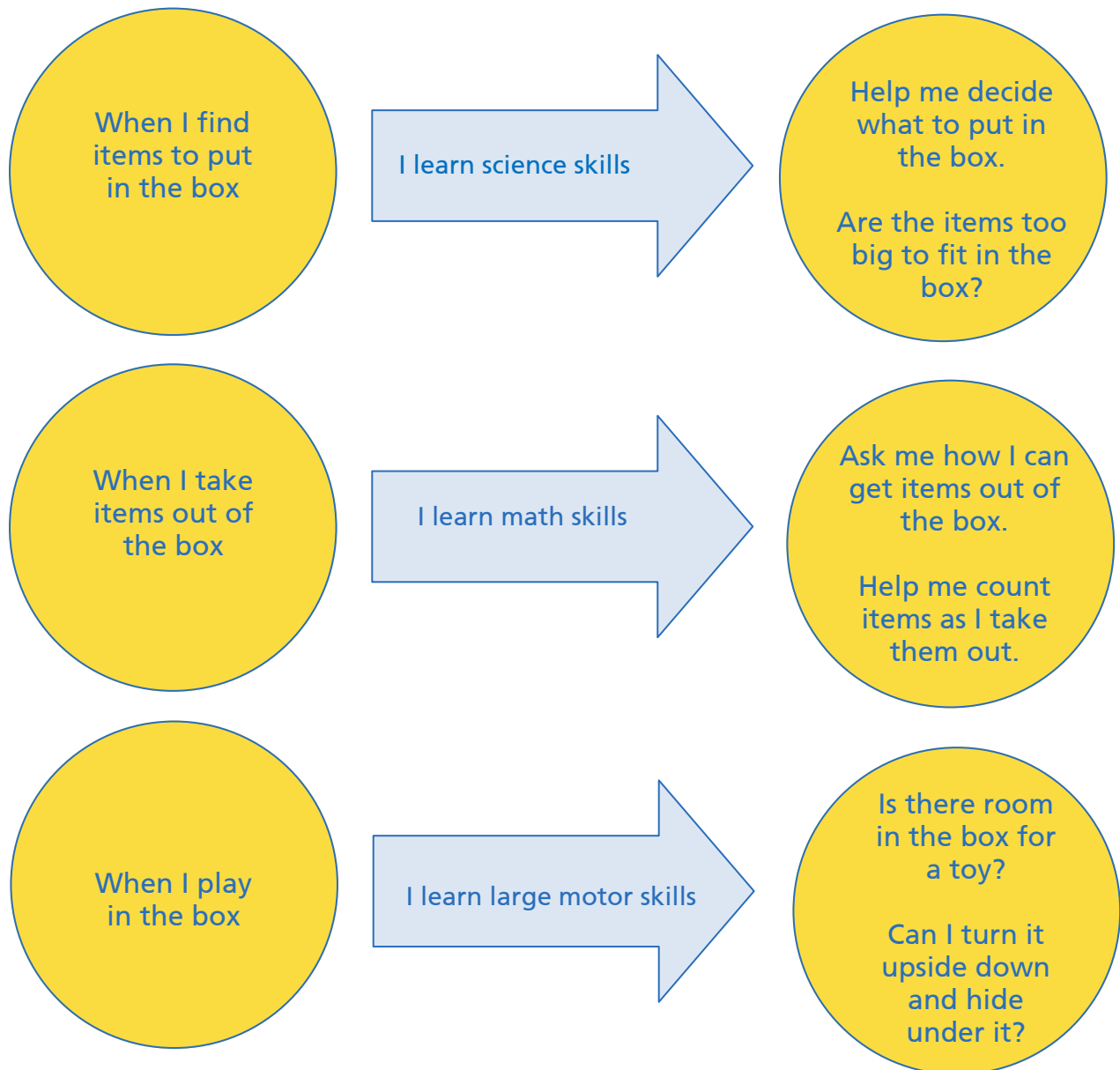


For your infant or toddler

When I Play, I Learn!

Playing with every day items can help your child learn.

Use: Box—any size or shape!

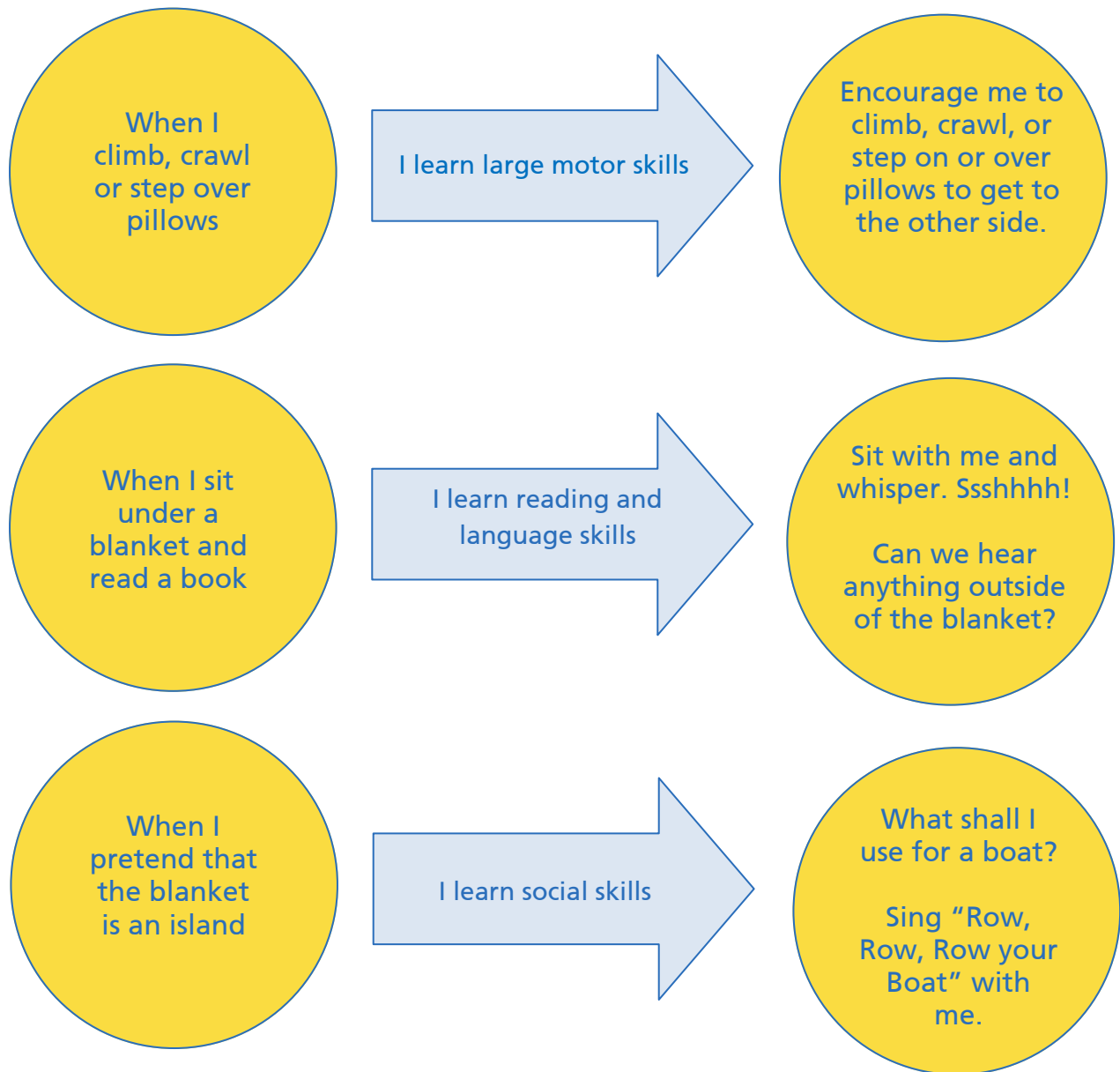


For your infant or toddler

When I Play, I Learn!

Playing with every day items can help your child learn.

Use: Pillow, sheet, or blanket

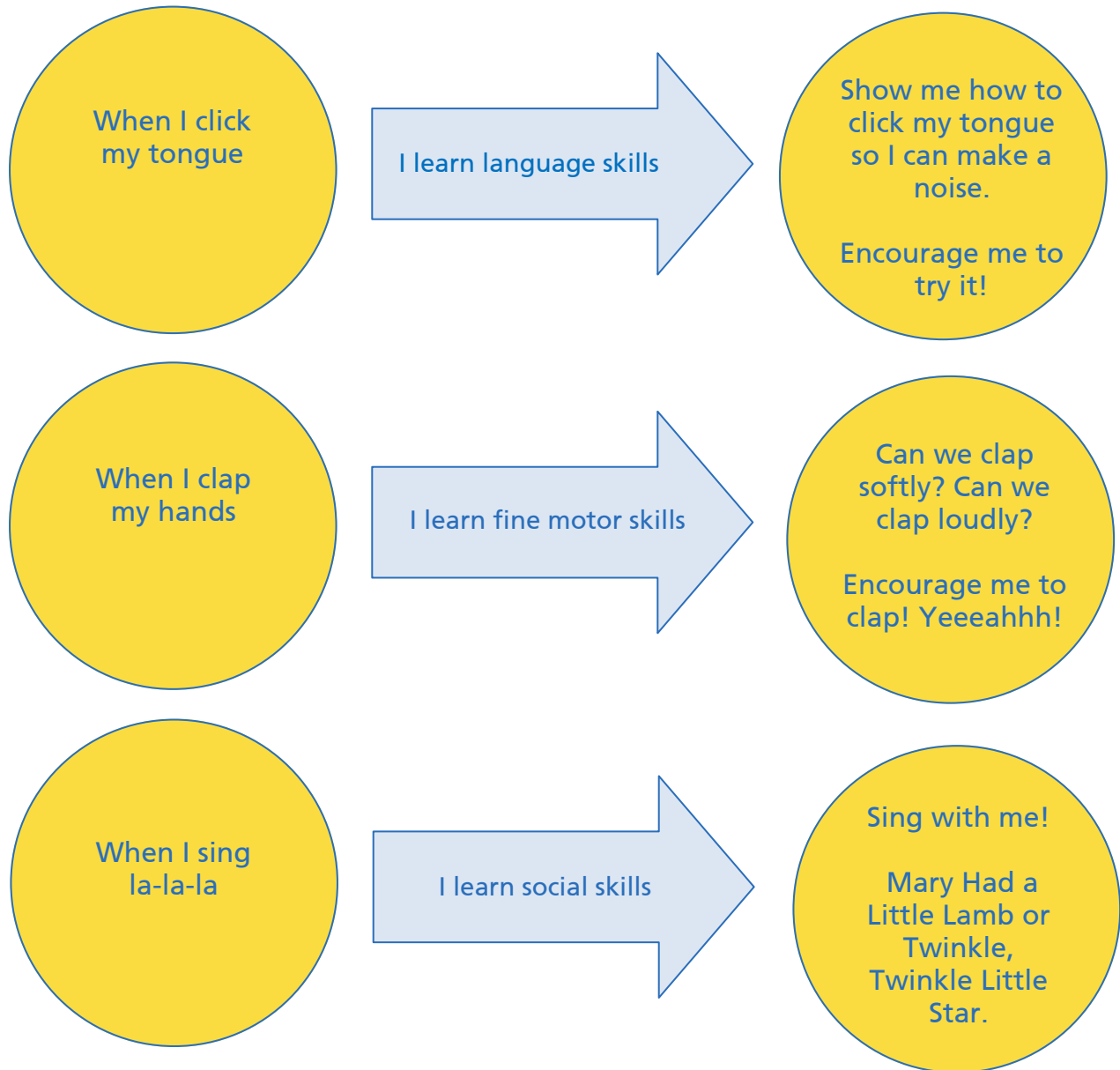


For your infant or toddler

When I Play, I Learn!

Playing with every day items can help your child learn.

Use: My hands and mouth

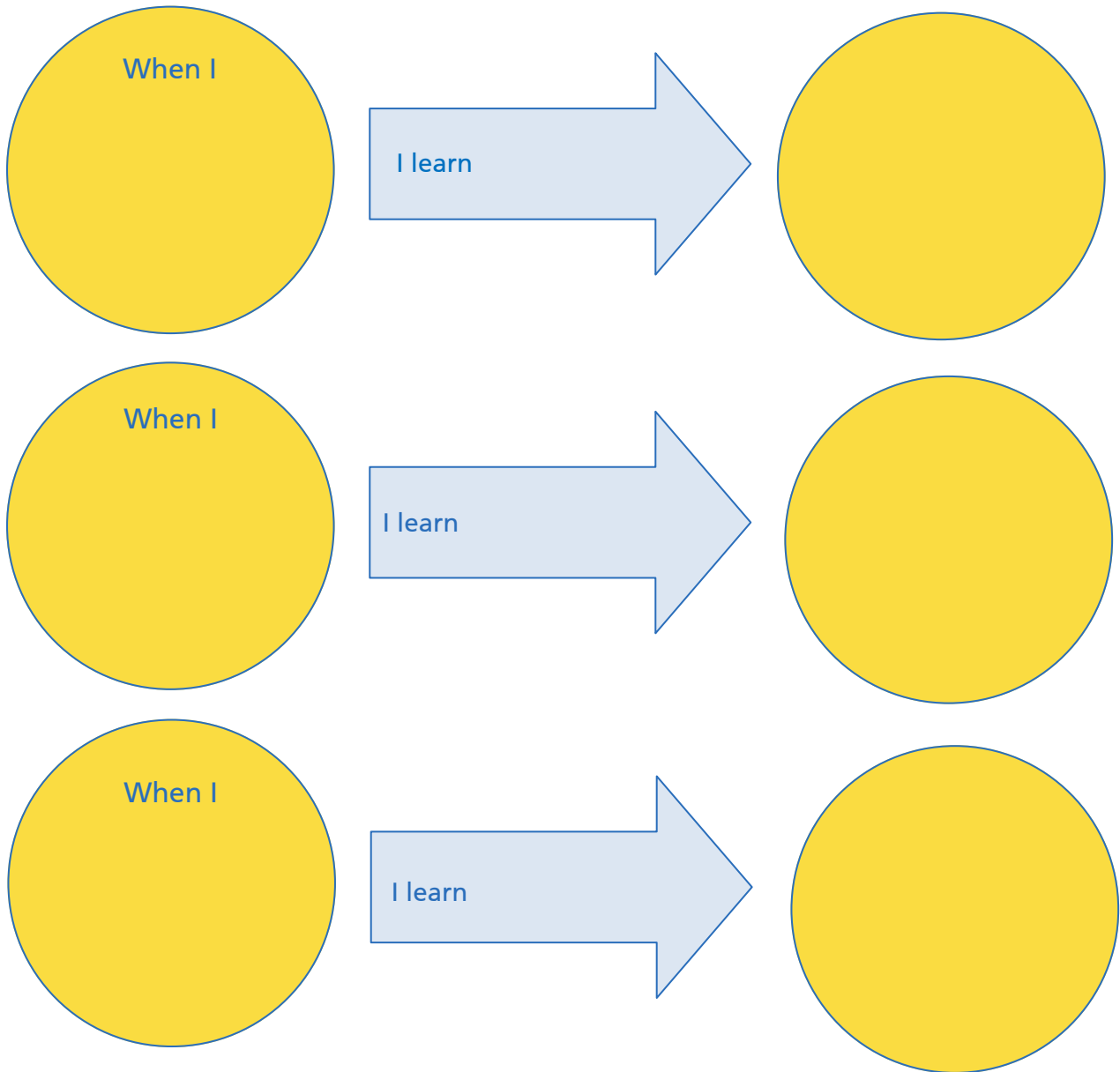


For your infant or toddler

When I Play, I Learn!

Playing with every day items can help your child learn.

Use:



For your preschooler or kindergartener

When I Play, I Learn!

Learning is Everywhere

What I Feel

- ◆ Encourage me to touch different fabrics.
- ◆ How do the fabrics feel? Do all the fabrics feel the same?
- ◆ How many different words can we use to describe how each feels?

Bumpy	Itchy	Smooth	Wavy
Fuzzy	Light	Soft	Rough
Heavy	Scratchy	Tickly	Slithery

What I See

- ◆ Help me compare two different fabrics.
- ◆ Which one is larger or smaller? What shape are the different fabrics?
- ◆ Where are two fabrics with the same colors or patterns? The same shape, but different sizes?
- ◆ How many different words can we use to describe how each looks?

Bright	Crooked	Rectangle	Straight
Broad	Fat	Shiny	Teeny-tiny
Circle	Gigantic	Square	Zig zag

What I Do

- ◆ What happens if I fold a fabric? Does it become a different size or a different shape?
- ◆ Count the number of different types of fabric, like all the circles, or all the squares, or all the red pieces. How many can I find?
- ◆ How many words can I use to describe the location?

Above	Beneath	Left	Over
Across	Beside	On	Right
Around	Inside	Opposite	Under

Learning is Everywhere!

www.papromiseforchildren.com

Every child is Pennsylvania's future

Help children reach their promise through quality early education

www.papromiseforchildren.com

LEARNING IS

everywhere

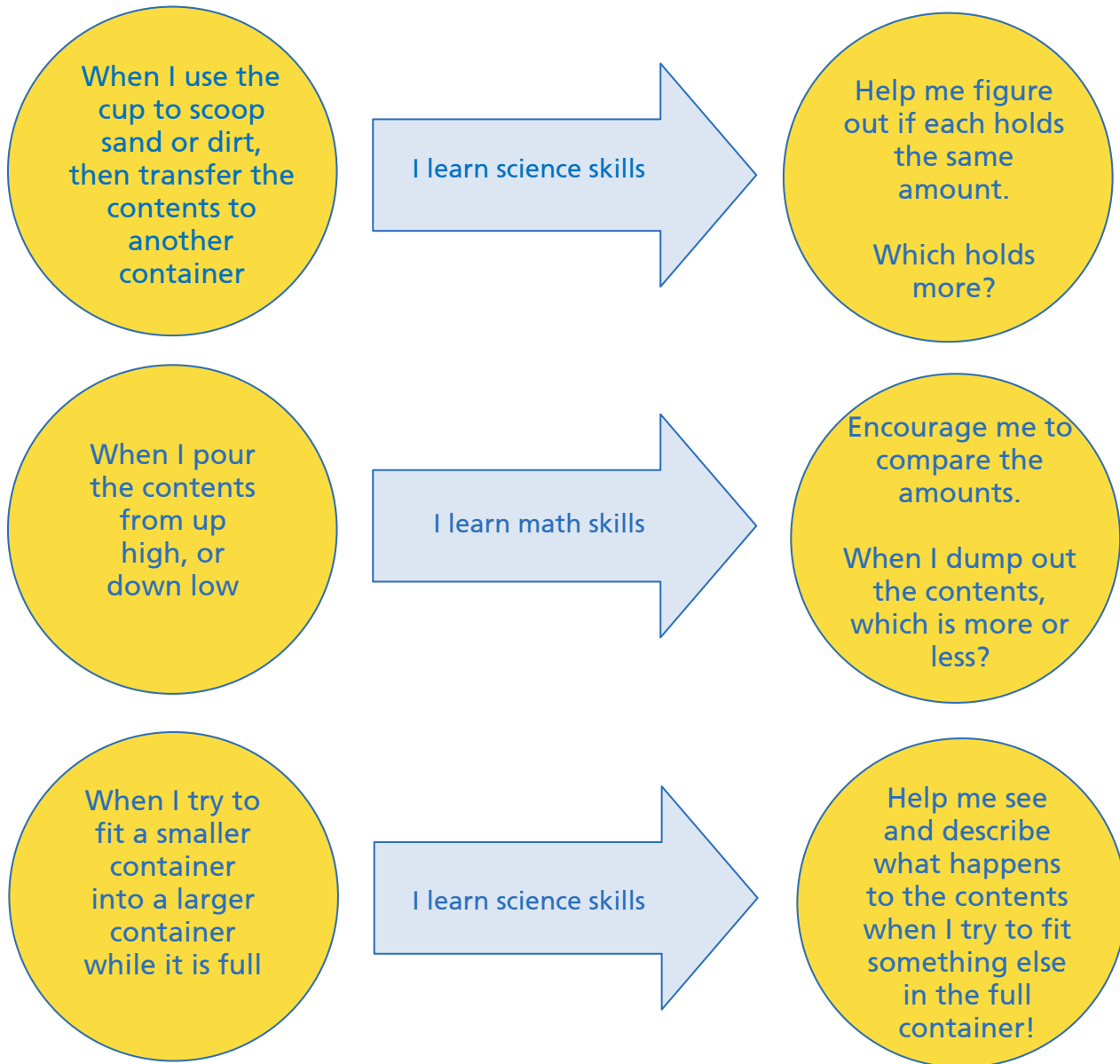
ACTIVITIES TO GO WITH YOUR YOUNG CHILD

For your preschooler or kindergartener

When I Play, I Learn!

Playing with every day items can help your child learn.

Use: Measuring cups, plastic cups, bowls, or pie pans, with water, sand, beans, or rice.

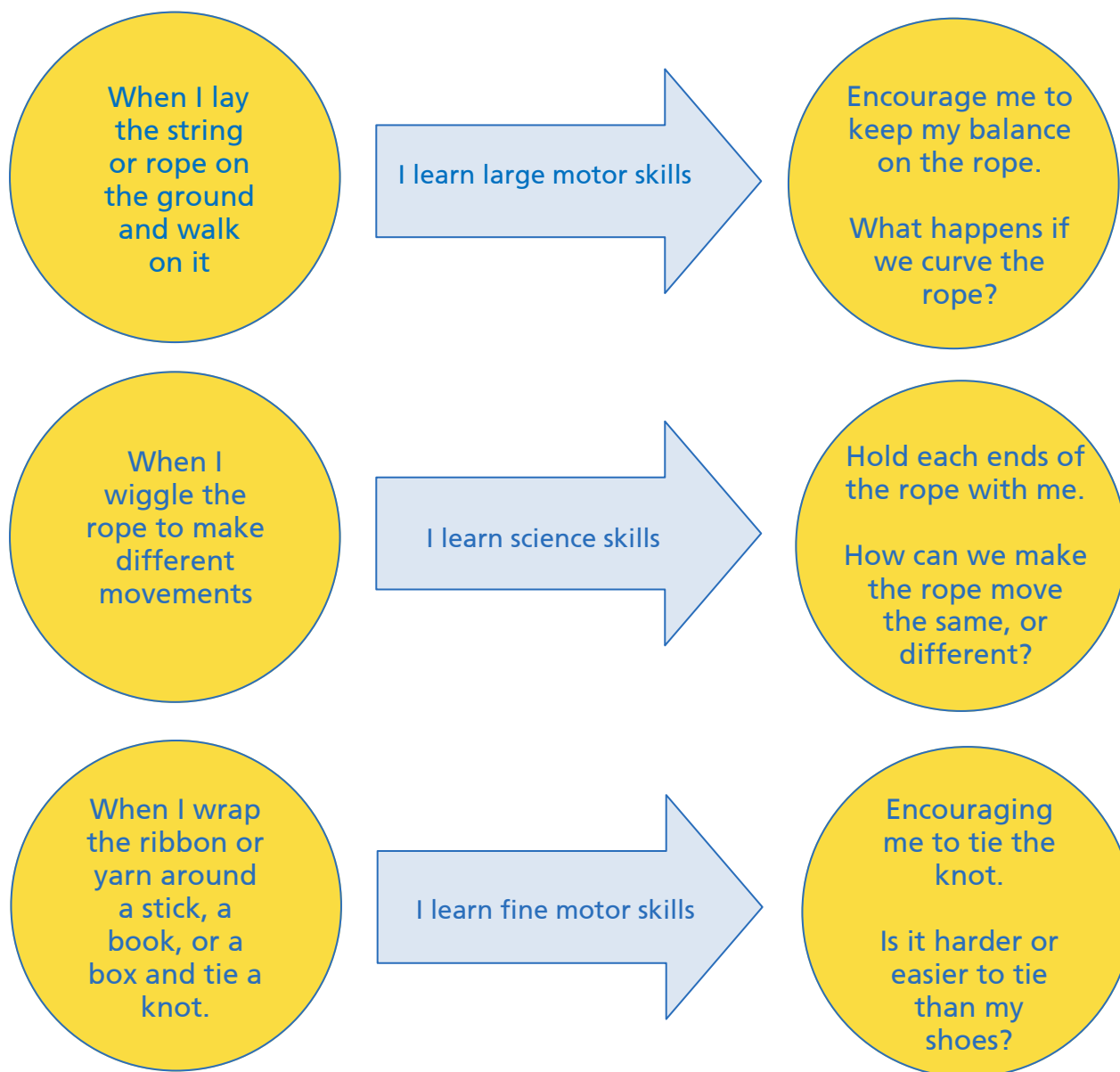


For your preschooler or kindergartener

When I Play, I Learn!

Playing with every day items can help your child learn.

Use: Jump rope, yarn, string, ribbon



For your preschooler or kindergartener

When I Play, I Learn!

Playing with every day items can help your child learn.

Use: plastic lids from containers, large buttons, or blocks

When I use
as game
piece to
play
tic-tac-toe

I learn math skills

Draw a simple
tic-tac-toe and
play with me.

How many
different ways
can we get three
in a row?

When I line
up the items
from big to
small, then
from small to
big

I learn science skills

Show me how to
compare each
item.

Explain how we
can see which is
larger or smaller.

When I stack
or group
items into
different
piles

I learn math skills

Ask me how each
item is different
or the same.

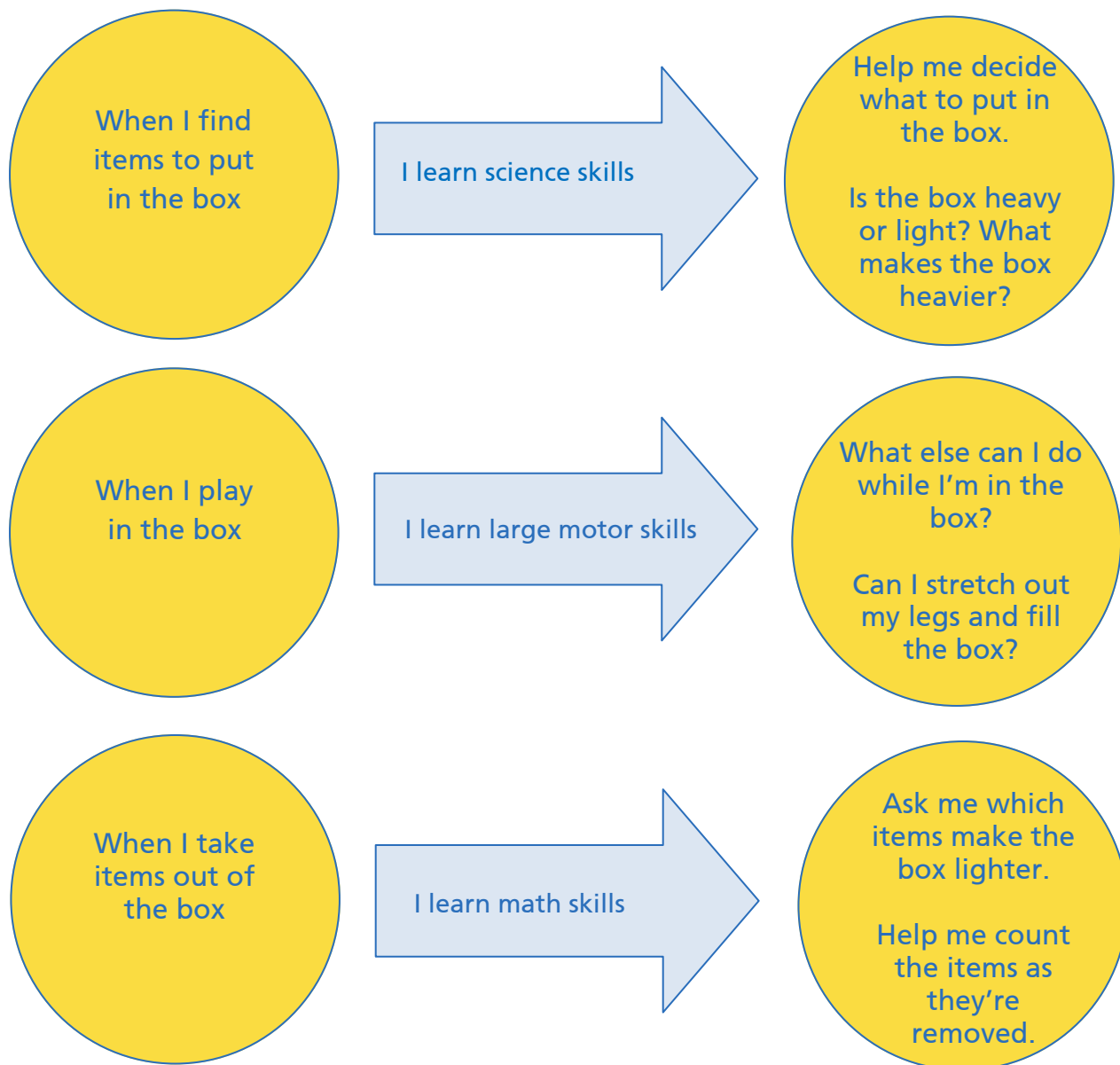
How will we
separate them?
By color, size, or
shape?

For your preschooler or kindergartener

When I Play, I Learn!

Playing with every day items can help your child learn.

Use: Box—any size or shape!

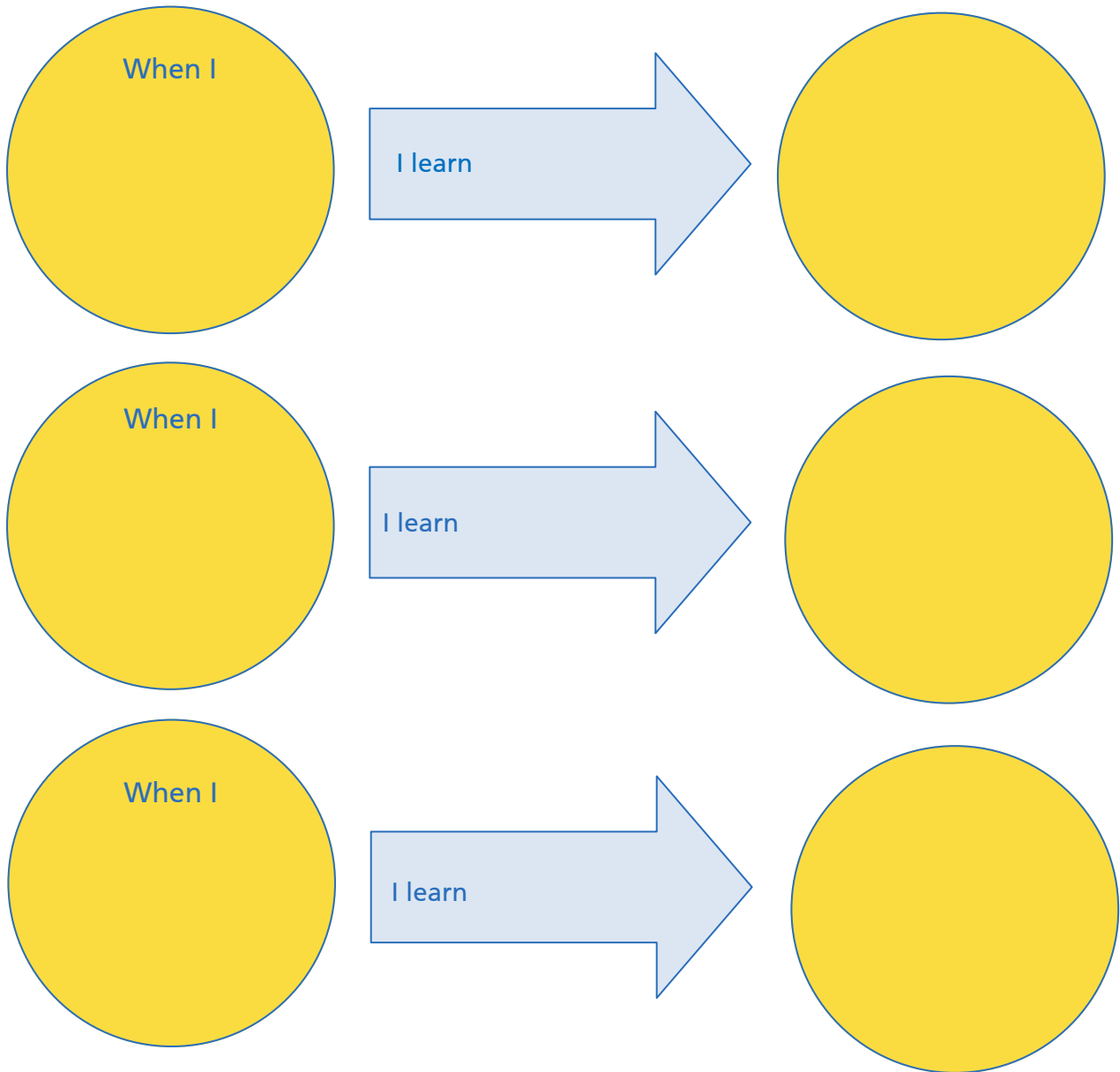


For your preschooler or kindergartener

When I Play, I Learn!

Playing with every day items can help your child learn.

Use:





Visit the Pennsylvania's Promise for Children website at www.papromiseforchildren.com to find out more about developmental milestones - what children can typically do at certain ages – and how you can help your child meet milestones. Also find tips on choosing a quality caregiver or daycare/ child care/ early learning program, like finding out about violations and questions to ask when you visit. There is also information on ways to afford child care on a tight budget.

You can share your story. There are thousands of families like you who would love to hear your story. Your community leaders and legislators are listening too!

Pennsylvania's Promise for Children is sponsored by the PA Build Initiative, Pennsylvania Early Learning Keys to Quality, The Grable Foundation, The Heinz Endowments, and William Penn Foundation.

COVER DESIGN AND PRINT BY

WAVELINE DIRECT, LLC

Home of



800.257.8830 | childcorepublishing.com

WIP.07.21.20